


PC30 single point load cell

Scales **Store**



Product description

High accuracy, single point load cell ideal for a wide variety of weighing tasks. The PC30 offers an alternative to the PC1 single point range – providing alternative mounting hole patterns in an overall smaller sensor size. Full stainless-steel construction and environmentally protected with durable potting material. With capacities ranging from 7.5kg through to 100kg and accuracy classes to C3 OIML, the PC30 lends itself to many types of certified weighing equipment.

Applications

Bench scales, packaging and grading machines, bag filling equipment, bottle filling machinery.

Key features

Stainless steel construction

Environmentally sealed by potting to IP67

For platform sizes of up to 400 x 400mm

Wide range of capacities from 7kg to 100kg

High accuracy

Approvals

OIML approval to C3 (Y = 10,000)

ATEX and FM hazardous area approval in preparation

Accessories

Compatible range of electronics

Options

Y = 15,000 for C3



RoHS
compliant



 **flintec**
quality + precision

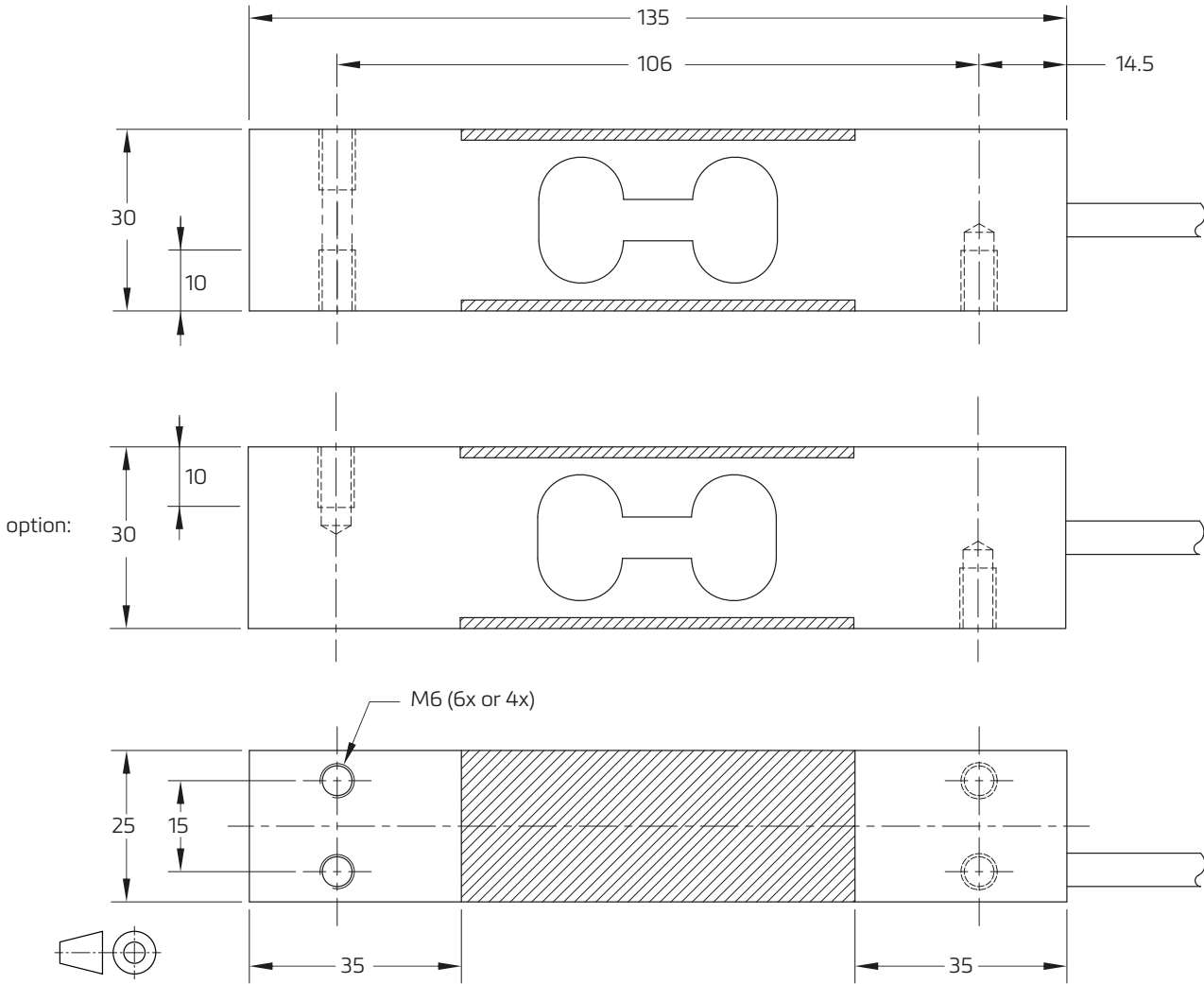
Specifications

Maximum capacity (E_{max})	kg	7 / 10 / 15 / 20 / 30 / 50 / 100	10 / 15 / 20 / 30 / 50 / 100
Accuracy class according to OIML R60		(GP)	C3
Maximum number of verification intervals (n_{LC})		n.a.	3,000
Minimum load cell verification interval (v_{min})		n.a.	$E_{max} / 10,000$
Temperature effect on minimum dead load output (TC_0)	%*RO/10°C	± 0.0400	± 0.0140
Temperature effect on sensitivity (TC_{RO})	%*RO/10°C	± 0.0200	± 0.0100
Combined error	%*RO	± 0.0500	± 0.0200
Non-linearity	%*RO	± 0.0400	± 0.0166
Hysteresis	%*RO	± 0.0400	± 0.0166
Creep error (30 minutes) / DR	%*RO	± 0.0600	± 0.0166
Optional: Min. load cell verification interval ($v_{min opt}$)		n.a.	$E_{max} / 15,000$
Optional: Temp. effect on min. dead load output ($TC_0 opt$)	%*RO/10°C	n.a.	± 0.0093
Rated Output (RO)	mV/V	2 ± 10%	
Zero balance	%*RO	± 5	
Excitation voltage	V	5..15	
Input resistance (R_{LC})	Ω	385 ± 10	
Output resistance (R_{out})	Ω	350 ± 10	
Insulation resistance (100 V DC)	MΩ	≥ 5,000	
Safe load limit (E_{lim})	%* E_{max}	150	
Ultimate load	%* E_{max}	300	
Safe side load	%* E_{max}	100	
Maximum platform size; loading acc. to OIML R76	mm	400 x 400	
Maximum off centre distance at maximum capacity	mm	135	
Compensated temperature range	°C	-10...+40	
Operating temperature range	°C	-20...+65 (ATEX -20...+60)	
Load cell material		stainless steel 17-4 PH (1.4548)	
Sealing		potted	
Protection according to EN 60 529		IP67	
Packet weight	kg	1.0	

The limits for Non-Linearity, Hysteresis, and TC_{RO} are typical values.

The sum of Non-linearity, Hysteresis and TC_{RO} meets the requirements according to OIML R60 with $p_{LC}=0.7$.

Product dimensions (mm)



Mounting bolts M6 8.8; torque 10 Nm. Torque value assumes oiled threads.

Wiring

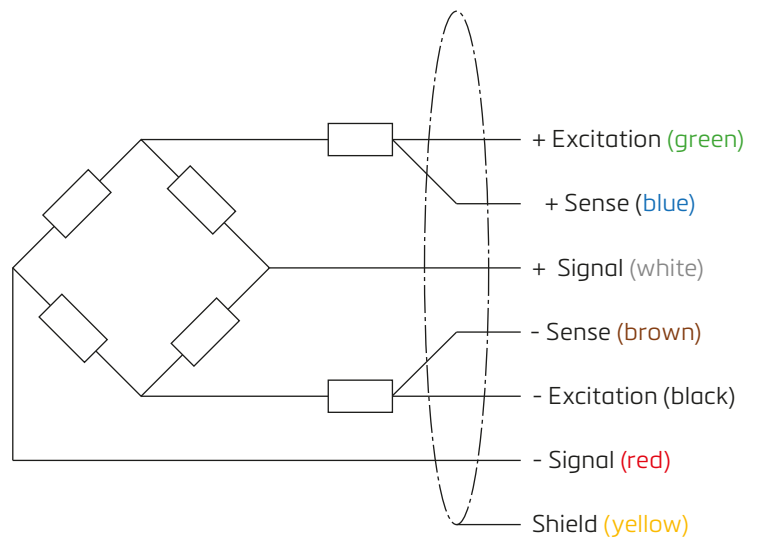
The load cell is provided with a shielded, 6 conductor cable (AWG 26).

Cable jacket: polyurethane

Cable length: 1.5 m

Cable diameter: 5.8 mm

The shield is floating



Specifications and dimensions are subject to change without notice.